

hi-impact consultancy


Keeping Up with the Kids

Great Meols Primary School

Welcome to this hi-impact webinar.

Please keep your camera on and mute your microphone



A hand is shown painting a yellow lightbulb on a white wall. Several other lightbulbs are drawn in black outlines around it, some with radiating lines indicating they are lit. A large black circle is superimposed over the center of the image, containing the text "Keeping up with the Kids".

Keeping up
with the
Kids

School v Home

School

- Acceptable Use of Internet Policy
- E-safety Policy
- E-safety built into lessons
- Use of proxy server or filter to manage internet access

Home

- Have made any agreements?
- Do you regularly discuss how they are using the internet?
- Do you manage how they access the internet on all devices?

What do we know about the dangers our children face?

*I facetime who I want in my
room*

*I'm always on the
net*

*I have
facebook*

*I just lied
about my age*

*I use *website* and chat to
people*

*My x-box accesses the
net*

*My mum doesn't know how much I go on
the internet*

*If my parents want a movie, I can get
it.*

*I can download apps on
my phone and iPad*

*See you on
Instagram!*

I just type it into Google and get it...free!



Why take it seriously?

Cyberbullying	Grooming	Inappropriate material	Overuse/ addiction
Viruses/hacking	Online reputation	Losing control over pictures/video	How do we help avoid these dilemmas?

Managing Access

Filter on your [WiFi](#)

[SMART TVs](#)
4OD/ BBC iPlayer
[Parental Controls](#) and
YouTube Safety mode

Settings on Mobile
devices such as [iPad](#)
and [Kindle Fire](#)

Family Safety Apps such
as [McAfee Family Safe](#)
and [OurPact](#)

Windows [Family Safety](#)
Accounts

[Safe browsers](#) such as
Kiddle and KId Rex

Safety Setting on Social
Networks such as
[Facebook](#), [Instagram](#)
and [WhatsApp](#)

Family safety on
Consoles such as [XBox](#)
and [Playstation](#)

Do you talk about when and how they use the internet?

Talk to your child about what they 'watch' or find out on the internet but don't be overly critical

Get your child to think about what personal information they should disclose












Discuss cyber bullying, netiquette and respecting privacy

Always 'report it' or talk to somebody if something is inappropriate

Discuss the fact that not everyone on the internet is who they say they are

Agree with your child how they are going to use the internet and mobile devices

Always discuss the dangers of meeting people they have befriended online

Always check the privacy policy of your child's internet, mobile, social networking and games providers so that you understand what kind of information they collect and what they use it for.	
Always suggest that they use a username (not their real name) on websites, chat rooms and other online forums. But remind them they are still responsible for what they say and do	
Work with them to set up strong passwords (a combination of letters, numbers and symbols) and explain why they shouldn't share them with anyone.	
Always use a PIN lock on their mobile.	
Explain how information they use to register for websites, competitions, downloads and other internet and mobile services could be used by the companies in question (e.g. to send marketing emails).	
Advise your child to get permission from friends and family before taking photos or videos of them and to check that they're happy for the images to be published - not everyone wants to be famous.	
Be sure you have computer security software with parental controls and have up-to-date anti-virus and anti-spyware software on your child's computer and make the most of built-in tools like pop-up blockers and spam filters.	
If your child has an online profile ask if you or a close relative can be an online friend (to help and support them).	
Teach them the risks and dangers of sharing passwords, phone numbers, addresses and other personal information.	
Ask about your child's online friends, encourage them to have their "real" friends as their friends on social networking	
	

Social Networks

- Most social networks stipulate that users have to be 13 or over...

Why?

[Watch this](#)



Where to get help...

internetmatters.org

How to guide

Global photo and video sharing app

Inside snapchat

Average number of Snapchats per day

400 million

Minimum age for users is

13

[More information here...](#)

YouTube

Search

Home
Explore
Subscriptions

Library
History
Your videos
Watch later
Bedford Drive Christ...
Show more

CRIPATIONS
Brave Wilderness
SmarterEveryDay
Tom Scott
Innovate UK
Digitalme
BrainCraft
Veritasium

Internet Matters
2.34k subscribers

HOME VIDEOS PLAYLISTS COMMUNITY CHANNELS ABOUT

Fake news and misinformation advice hub | Internet Matters
1,628 views · 3 weeks ago

With the support from Google we have created a fake news and misinformation advice hub to help families learn more about how to spot fake news and stop the spread of it online. Visit <https://www.internetmatters.org/issue...> to explore the hub


[Or here](#)



Live Streaming

Easy to
give out
location!

Allows
comments



Limited
privacy


Easy to
set up

Live Streaming

The majority of live streaming action is mundane, a window into the average person's life.


However, there are a number of reports of users encountering everything from name calling, profanity, and nudity.

[BBC News](#)



Live Streaming

Get help and support.



[Get help and support](#)



TikTok is introducing a new "family safety mode" designed to give parents tighter control over teens' mobile phone habits.

The minimum age for a TikTok user is 13 years old but TikTok doesn't use any age verification tools when new users sign up.

That means, if your child signs up for a new account without your knowledge, they'll have access to explicit and inappropriate content without restriction.





Get your children to do this :

<https://activity.tiktok.com/magic/page/ejs/5f8811a988b2f802d4fea141?appType=aweme>

Read more:

<https://www.theguardian.com/technology/2021/jan/13/toktok-to-tackle-grooming-with-curbs-for-young-users>

<https://www.bbc.co.uk/news/technology-51561050>

What parents need to know

<https://www.common sense media.org/app-reviews/tiktok>

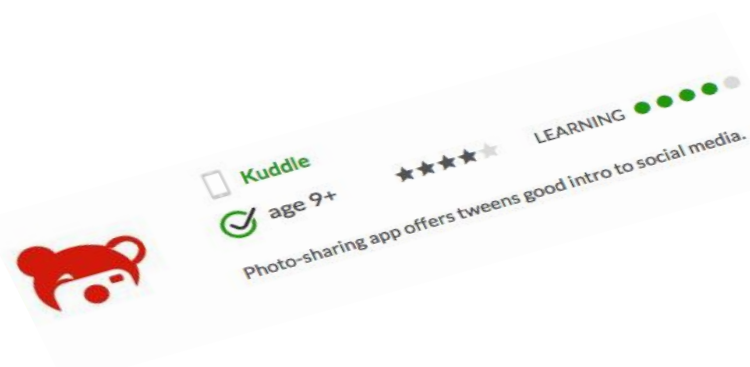


So what should you do...?

- Research shows us that a large number of children have created a social networking profile before they are at the correct age to do so.
- Respect the terms of use of the site and register with the correct age, as there may be additional protections in place for younger users.
- Discourage your son or daughter to use of these services as best you can, and be aware of services which cater for younger users by having higher safety features.



Commonsense Media has rated many of these sites.



WHAT PARENTS NEED TO KNOW

- Ease of play** ●●●●○
- Violence** ○○○○○
- Sex** ○○○○○
- Language** ○○○○○
- Consumerism** ○○○○○
- Drinking, drugs, & smoking** ○○○○○

[See full details](#)

Parents need to know that *Kuddle* is a social photo-sharing app designed with kids' safety in mind and the goal of teaching kids photo-sharing etiquette hands-on. To start, kids enter a full name, create a username and password, and enter a birth date and gender. Then they must enter an email address for a parent or caregiver over 18. Kids can immediately start adding photos to their streams, but they can't add friends (so no one else sees the photos) until a parent or caregiver has approved the account through the email sent to them. Kids don't see the privacy policy or terms of service anywhere in the app, but it is linked in the email sent to parents. Kids' full names are shown in their profiles, which are searchable. No photos are seen in the search, but names are. Kids can add captions to their photos, but tagging and commenting are not allowed to prevent bullying. Parents should note that the terms of service state that posted photos can be used by Kuddle for marketing or other purposes.



Learn to use Google safely....



<https://www.google.co.uk/intl/en/safetycenter/tools/>

*I lied about my
age and pretended
I was older*

*I changed the way I
look on a computer to
make me look older*

*I used a picture of
somebody else to
pretend I looked older*

*I let people who are not
my friends in real life
see my photos and
profile*

*I posted picture and videos of
myself in my school uniform or
my bedroom that people who are
not friends can see*



I changed the way I look
on a computer to make me
look older



Everyone wants to be a Youtuber

In one school 40% of all pupils in KS2 said they had a Youtube account?

Google already provide lots of help:

[YouTube and YouTube Kids](#)

[YouTube Guides to Staying Safe](#)

If you decide to go ahead and let your children have an account there are ways of doing it if they are under 13

<https://www.commonsemmedia.org/blog/parents-ultimate-guide-to-youtube>

Online Safety
Guide



Parental
Controls

- Fortnite automatically allows users to speak to other players through voice and text chat functions.
- Children can be contacted by anyone else who is playing the game.
- Users can disable voice chat in the game via the setting menu, but the text chat function cannot be turned off.
- Research from NSPCC and O2 reveals that that one in four children have been contacted online by someone they don't know.

Key Messages when setting up age related social networking services **WITH** your child

Manage privacy settings	Only be friends with people you are friends with in real life	Check your images and video don't give away your geolocation
Think Before You Post	Consider the photos you upload	Log out and password protect your device



www.hi-impact.co.uk

0151 638 6283

motivate • innovate • educate

email: alancrist@hi-impact.co.uk